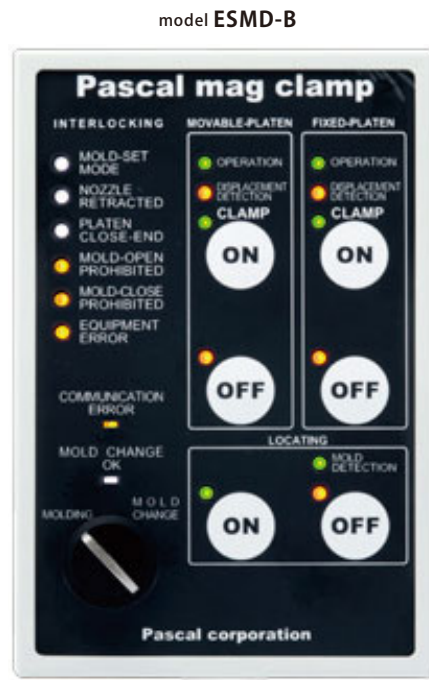
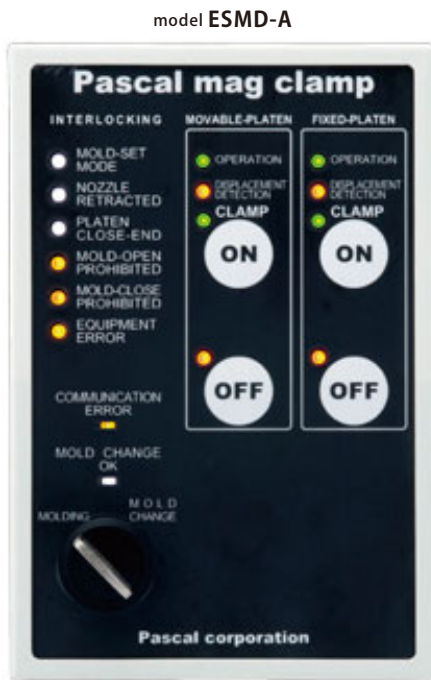


Operation panel

Compact and user-friendly operation panel exclusively designed for magnetic clamp. It can be installed to IMM or wall utilizing the rear tap hole. (M4 bolts x 4 accessories)

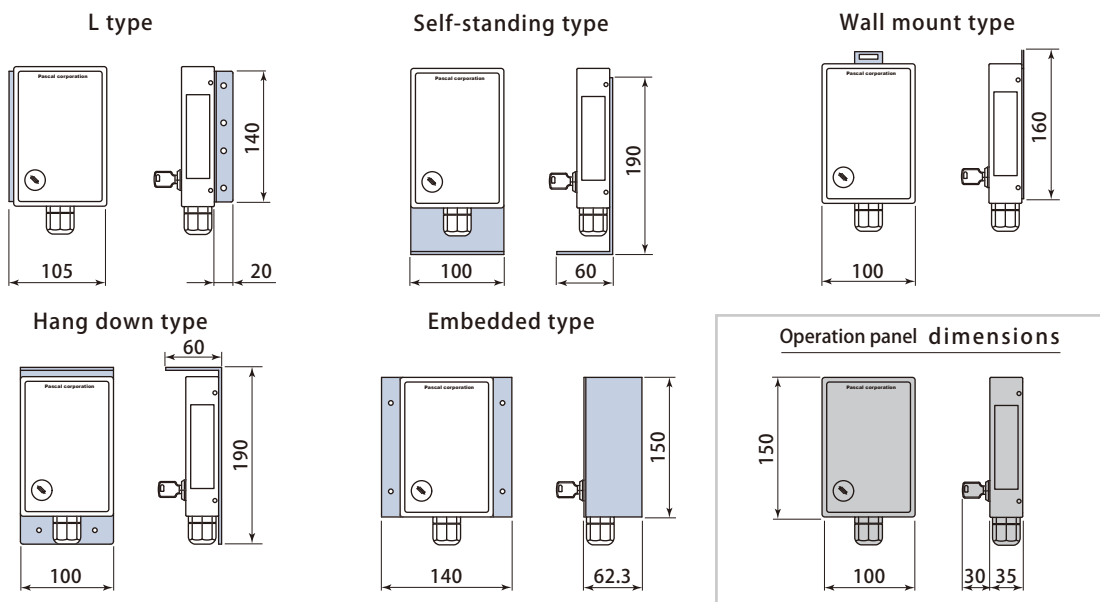
[For vertical loading]

[For horizontal loading]



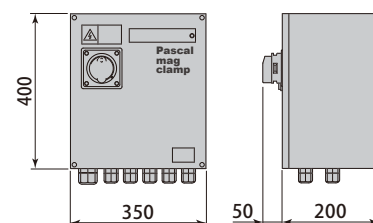
Model	ESMD-A	ESMD-B
Loading direction	Vertical loading	Horizontal loading
Weight	kg 0.6	0.6

Mounting bracket



Control box

model EMGD

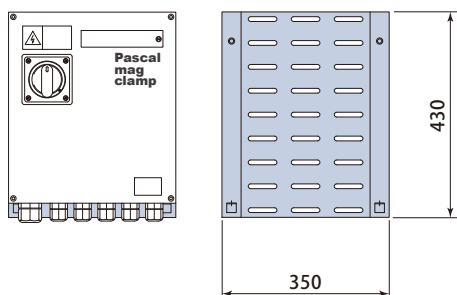


*Size for model EMGD-A2J2

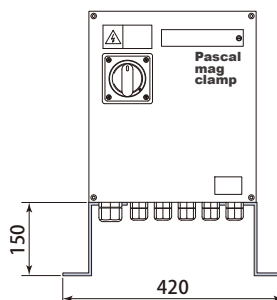
Model	EMGD
Weight	kg 25 ~ 80

Mounting bracket

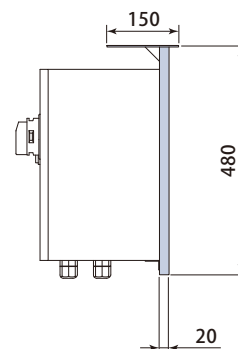
Wall mount type



Self-standing type



Hang down type



Interlock

Safety interlocks listed below are built in the electric control circuit for mold change operation.

- When changing a mold, Mag clamp operation is feasible only when the following conditions are prepared.

Mag clamp : ①Mold change mode

Molding machine : ②Set-up (or manual) mode ③Nozzle retracted ④Ejector retracted ⑤Platen closed-end
⑥Safety door closed

Conditions ②,③ and ⑤ on molding machine can be checked by LED on the operation panel.

- During automatic operation

If the mold is displaced or detached from the clamp plate, the molding machine is immediately stopped by the displacement detection function.